

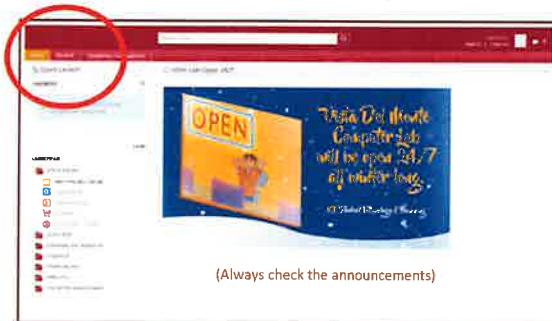
New Mexico State University Alamogordo REGISTER FOR A CLASS




Log into **myNMSU**.



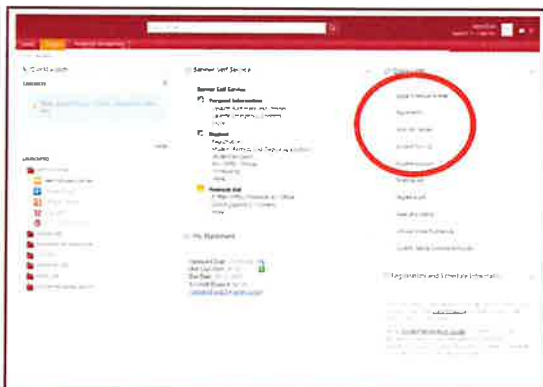
Click **STUDENT**.



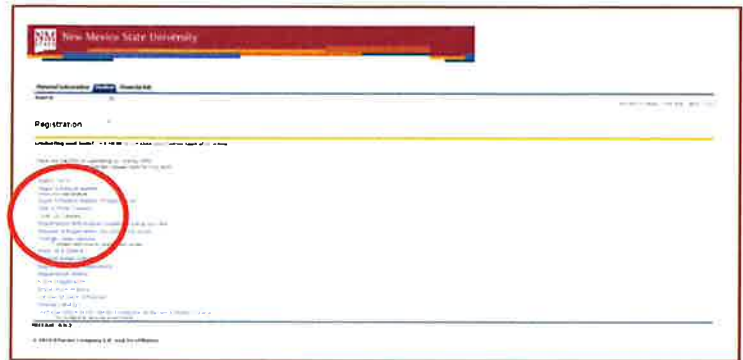
Select term. Click **SUBMIT**.



Click **REGISTRATION**.



Click **ADD OR DROP CLASSES**



Type the class **CRN** (5-digit) number in the box.
(One box for one class.) Click **SUBMIT CHANGES**.



Provided there are no holds or pre-requisite requirements, your classes should show up immediately as **WEB REGISTERED**.

To order your books:

1. Go to your **myNMSU**
2. 'Student' tab
3. 'Registration'
4. 'Textbook Information'

Follow the instructions for ordering class materials.